



DNA Analysis Order Form

1046 Olive Drive Suite1
POB 1157, Davis, CA 95617
(530) 750-5757 (800) 995-2473
FAX: (530) 750-5758
www.zoogen.biz

CUSTOMER INFORMATION Check here if information has changed.

ACCOUNT #

Sample Submitted by _____ **Date** _____

Business Name _____ **Are you a Veterinarian? Yes No**

Mailing Address _____ **Phone** _____ **Fax** _____

City _____ **State** _____ **ZIP** _____

Terms:

Submitter is responsible for payment. Payment must accompany sample unless previous arrangements have been made.

Avian Sexing Check MasterCard / Visa Money Order Bill Me
Blood or eggshell \$20

Feather \$25
(submit 5 plucked feathers)

Please do not send cash.

Credit Card # _____

Green Iguana Sexing (\$25)

Exp. Date _____ 3 Digit Code* _____

Komodo Dragon Sexing (\$25)

Name on Credit Card _____

Dog or Cat parentage testing (\$50)
Please call for sample submission information.

Signature on card _____

Please keep my credit card on file for future samples. * Last 3 digits on signature strip on back of card

Please Note: In the event the submitted sample does not contain sufficient DNA for processing, Zoogen will request another sample from the same animal. You will not be charged for subsequent sample(s) needed to complete the testing.

REFUNDS OR CREDITS WILL NOT BE ISSUED FOR SAMPLES WITH INSUFFICIENT DNA.

No analytical test is 100% accurate. Zoogen's accuracy is 99.99% for over 380,000 tests. Results obtained verbally or by FAX should be considered preliminary. Final results are presented in writing. In no event shall Zoogen be liable for incidental, consequential, special, or other damages of any nature, even if Zoogen has been advised of the possibility of such damage.

Instructions for sample collection Fill out the order form completely before collecting the sample

Please use a separate order form for each sample. For multiple samples it is only necessary to fill out the submission and billing information on the top form. Be sure to fill in animal ID and species information for every sample.

Blood: Restrain the bird with a firm but gentle hold. Clip off the last third of the toenail. A little blood may appear: this is usually not enough blood for the test so wipe it away. Allow the bird to relax a bit and the nail will bleed a little more. Touch the nail to the paper within the circle and use the nail or a toothpick to spread the blood evenly in a thin layer. Try to cover at least half of the circle. Set the sample aside and apply coagulant such as Qwik Stop to the bird's nail. Make sure the bleeding has stopped before returning the bird to its cage. Allow the blood to dry **thoroughly**. (Being completely dry preserves the DNA in the blood; if the paper is still damp when you cover it with clear tape the DNA may degrade and no result will be possible. If there is too much blood on the spot you can blot it with a tissue.) After the spot of blood is completely dry cover it with clear tape (Scotch® brand or clear gift wrapping tape work fine). Fold the form, place in an envelope and mail to the address at the top of the form.




Feather: Pluck 4 or 5 feathers, place in an envelope or ziplock and send them with a completed order form to the address shown above. Please note, we prefer blood samples because blood is a better source of DNA and the need to resubmit the sample because of insufficient DNA is much less.

Eggshell: Let the shell air dry **completely**, seal it in a ziplock bag, enclose a completed order form and send in a box so that the shell arrives as intact as possible.

Turn around time: For samples received before noon Pacific time, preliminary results are usually available by 1pm Pacific time the following business day.

Need more order forms? How many would you like us to send you? _____ **Order forms are also available to download at www.zoogen.biz**

SAMPLE INFORMATION

<p>Animal ID: (Name, Microchip #, Band #, etc.)</p>	<p>Species: (e.g., Blue and Gold Macaw)</p> <p>Required — Sample cannot be processed without species information.</p>	<p>Owner's Name (as you would like it to appear on the certificate):</p>	 <p>DNA COLLECTION SYSTEM</p> <p>Spot blood here and allow to dry completely before covering w/clear tape </p> 
--	---	---	--